
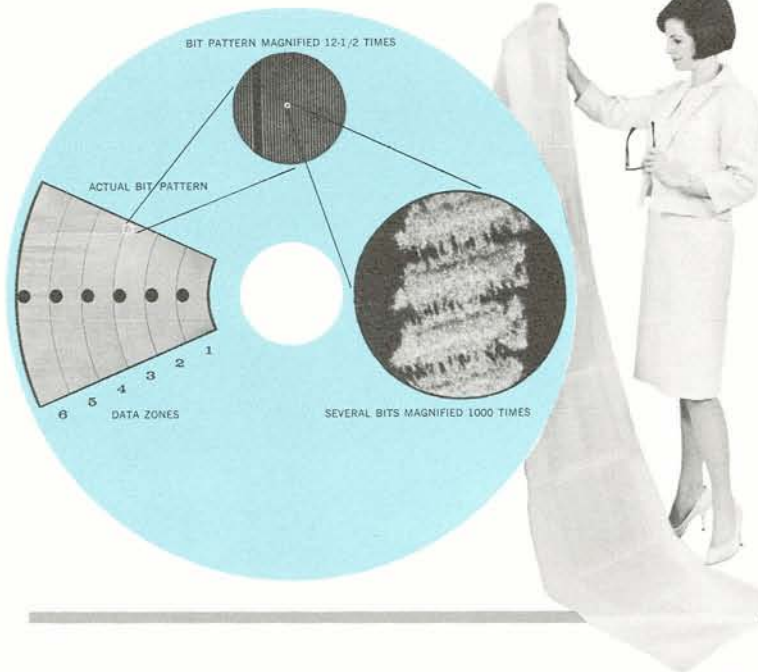


*more of everything
you need and want
in a random-access
mass memory . . .*



BRYANT Model-2 DISC FILES
SERIES 4000



new programming flexibility!
new Dual/Rapid random access!
new environmental independence!
new on-line maintainability!
new long-term reliability!
new lower cost per bit!

□ Multiple magnification of disc surface at left above shows several bit patterns enlarged 1000 times. With the new MODEL 2 Series 4000C file, cost per bit can be as low as 0.0075 cent!

BRYANT Model-2 DISC FILES

SERIES 4000

You might think, at first glance, that new MODEL 2 Series 4000 disc files are pretty much like their predecessor — the original Bryant Series 4000 random-access mass memories that have served so well so long in over 150 key computer and data processing installations throughout the world. And in a great many respects they are.

Same modular design concept. Same rugged precision mechanical construction. Same basic proven operating principles. Same wide range of capacities — with series and parallel clocked or self-clocked recording, unrestricted record length, and fail-safe data protection in the event of external power failure.

But there's a lot that's new in the MODEL 2 — many important advancements designed to reduce maintenance, improve reliability and increase programming flexibility. For example:

All Bryant MODEL 2's are equipped with a new self-contained environmental control that maintains the disc file modules at a fixed proper operating temperature, cleans circulating air, and assures positive internal pressurization.

This means shorter warm-up time — usually less than 15 minutes, or almost immediately for reading if self-clocking is used. It also permits convenient on-line maintainability — with total down-time for scheduled maintenance reduced to approximately 42 hours per year, or less than 1% of normal operating time.

Reliability has also been improved — not only through control of environmental factors — but at the component level as well. Two major sub-systems have been simplified, and several precision operating mechanisms have been redesigned for greater accuracy and longer life. As a result, mean-time-between-failures for new MODEL 2 disc files has been determined to be from 2,000 to 3,000 hours — depending upon application conditions, file configuration, and the quality of customer maintenance.

Note, too, that the electronic interface has been consolidated in a completely isolated air-cooled compartment conveniently located up front behind the center panel. All optional read, write,

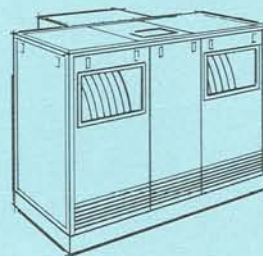
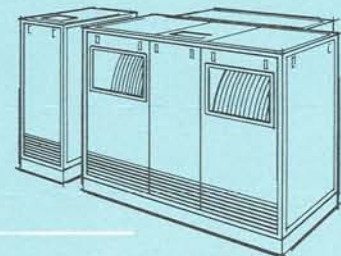
and head select electronic circuit modules are packaged together in a hinged card rack for quick, easy accessibility and as close to the magnetic heads as possible. Also, a new preamplifier switching device has been mounted near each head bar to minimize cabling and obtain improved playback signals.

Where the original Series 4000 files were available with single access head positioning only, the new Model 2's can be furnished with a Dual/Rapid random access head positioning system that permits independent operation of the two sides or disc file modules and greatly increases programming flexibility.

Last, but by no means least, is the fact that all of these new value features and major improvements have been accomplished in a manner that has actually reduced your cost per bit — down to as low as 0.0075 cent, or only 0.06 cent per 8-bit character!

MODEL 2 SERIES 4000C

Two module file containing maximum of 26 discs or 52 disc surfaces—50 for general data storage, two for clock, track verification, fast access data. Available with speeds of 900 or 1200 rpm—single or dual access.



MODEL 2 SERIES 4000B

Two module file containing maximum of 14 discs or 28 disc surfaces—26 for general data storage, two for clock, track verification, fast access data. Available with speeds of 900 or 1200 rpm—single or dual access.

File Organization—"Drum Mode" Concept and Dual/Rapid Random Access Provide Maximum Programming Flexibility

Bryant MODEL 2 Series 4000 Disc Files are designed to operate with any medium or large computer as a massive external store supplementing an internal memory—or to function with on-line data communications systems. As such, it permits high data transfer rates and greatly increases "thruput" for applications requiring frequent reference to large volumes of data. Moreover, it offers a computer or edp programmer almost unlimited opportunity to layout a data storage format of any type.

FILE ORGANIZATION—A convenient way to look upon the storage capabilities of MODEL 2 disc files from a programming point of view is to visualize its multiple disc surfaces in accordance with the "drum mode" concept illustrated below.

To grasp the effectiveness of this approach, consider the largest MODEL 2 file—the "C" size containing the maximum of 50 data surfaces. As illustrated, there are six read/write heads per data surface—300 heads in all—and each has access to 128 recording tracks. If the file is equipped with the new Dual/Rapid random access head positioning system, the moving heads for each module or side of the file are connected to separate actuating mechanisms. If equipped with a single access system, the heads are connected to the same actuating/positioning mechanism. Thus, when the file is requested to seek out information, all of the heads attached to the same actuating system move together—causing each of the six heads servicing a data disc surface to position over the same relative track as its counterpart servicing any other disc surface. Thus, for each of the six groups of 128 horizontally-aligned tracks across the file, there are 50 write/read heads over the same track position at any one time.

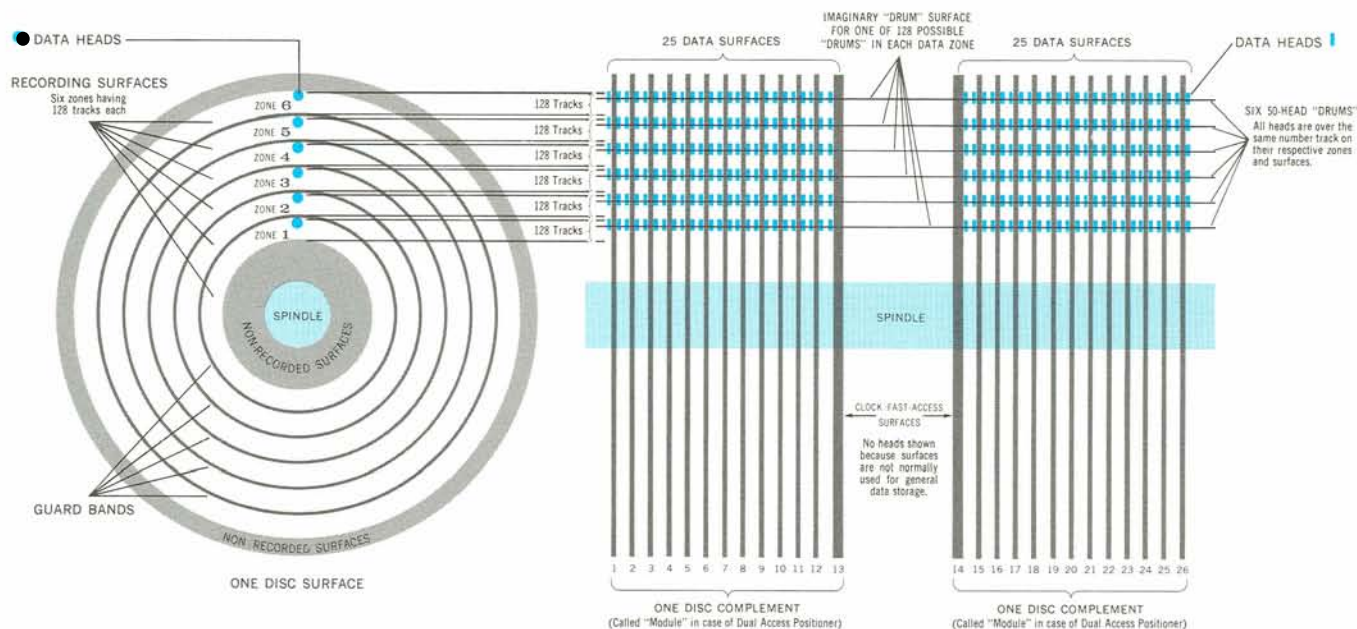
This, then, is like having six 50-head "drums"—the track length within each "drum" being the same but different from

"drum" to "drum." Thus access time can be considerably reduced by storing data in accordance with the "drum mode" concept because one instruction can cause six 50-head "drums" to spew out information simultaneously at a rate of up to 40,000 five-character words per second per track. Furthermore, because there are 128 tracks serviced by each data head, a total of 128 50-head "drums" are available for each of six different track lengths—or 768 50-head "drums" in the 26-disc file.

DUAL/RAPID RANDOM ACCESS—Conventionally, computer and edp programmers think of a disc file as a single secondary information store. With the new Bryant Dual/Rapid random access system, however, the bank of heads servicing each module or side of the file can be operated independently. Thus there are literally no restrictions on using the two file modules. One head positioning system can be used to select tracks in a random mode while the other is selecting tracks sequentially. One module of the file can be used with one computer while the other works simultaneously with another computer. Also, both modules of the file can be programmed for use with the same computer by alternately reading or writing on one side and then reading or writing on the other—a programming scheme that can reduce access time by as much as 50% over files equipped with a single random access head positioner.

PROGRAMMING FLEXIBILITY—Data organization within the 768 recording tracks per disc surface is completely unrestricted. Tracks can be divided into equal record lengths or programmed to accept records of varying lengths in either sequential or random form. Thus each user can create the pattern for storing data on a track and establish requirements according to his particular needs.

To take full advantage of the Bryant Dual/Rapid access system,



EXPLANATION—For any given head position, there are six 50-head "drums" in operation. Each "drum" services tracks which are the same length. However, one "drum" has different length tracks in it than does the

other five. □ There are 128 positions (tracks) to which the head can be positioned. Thus there are a total of 768 50-head "drums" possible. □ Each annular zone across the whole file contains 128 50-head "drums."

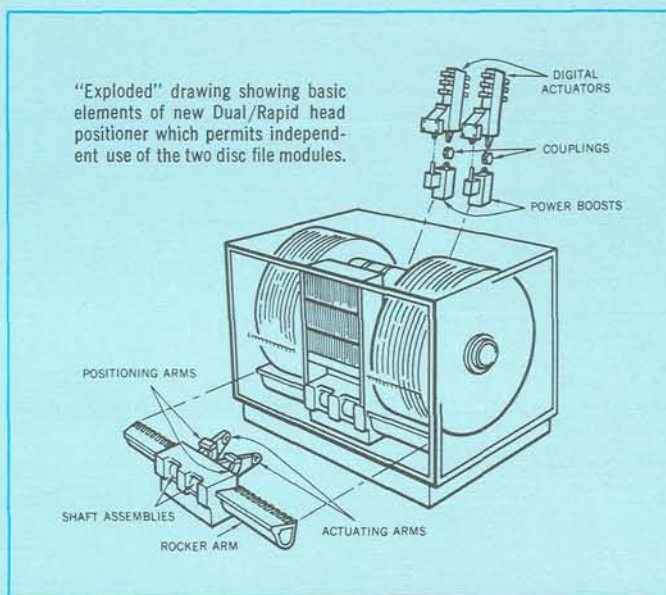
however, data format should be planned in accordance with the "drum mode" concept. Records of different lengths can be intermixed through variable format control. Depending on the application, the file can be loaded in a purely random manner or on a partial for fully sequential basis.

Many disc file applications can take advantage of block formatting—a technique for transferring a block of data into and out of a memory in either a sequential or a random mode. Using this approach, all the data in a disc "drum" zone could be transferred at microsecond head switching speed before a millisecond track-to-track positioning operation is required to access a different disc "drum" zone.

Despite the advantages of block formatting, most applications require at least a partial utilization of the file's random accessing capability—that is, its means of accessing records or record sequences which are located anywhere in the file. Availability of the random access feature greatly facilitates programming of a computation, particularly in program storage, compiling, multiprogramming, real-time processing and data communications where very large transfers or dumps occur. In these applications, very high transfer rates are of utmost importance—as are short access times.

Each of the two disc surfaces reserved for clock, track verification and fast access data are serviced by sixteen, non-positioning magnetic heads. Because these heads are fixed in place and therefore can write and read on only one track each, they are capable of retrieving high priority data in the average rotational latency time of the disc—or 25 milliseconds for 1,200 rpm files and 33 milliseconds for 900 rpm files. Usually, four of these heads on each clock surface are assigned to clocking functions, leaving the other 12 heads on each clock surface for use at the customer's option. Thus, 24 tracks are normally available in a file to provide up to 1,217,880 bits (or 152,235 bytes) of storage for fast access data.

Through the use of fast access indexing tracks located on the two clock surfaces, full advantage can be taken of the high transfer rates afforded by sequential recording. These control



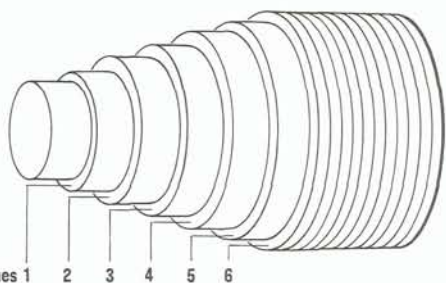
signals ensure that the data are recorded accurately and that the correct record is selected for transferring data between the disc file and other computer storage during writing and reading operations. Discrete bit clocks, character clocks, word marks, sector pulses and address data can be recorded by the user on the clock discs or—if desired—prerecorded by Bryant to meet the user's requirements.

Ultra reliable parallel outputting can be affected with the single access MODEL 2 file with an extraordinarily low error rate of one recoverable error in 10^{11} bits processed. A single strobe is all that is required for parallel reading. The dual-access MODEL 2 can also operate in the parallel mode, but at reduced recording densities and with discrete clocking, or at full densities with the use of de-skewing buffers.

IV—"Drum Mode" Capacities for Bryant Model 2 Series 4000-C Disc File

1200 rpm, 50 Data Surfaces, 600 bpi Track Density


| Disc "Drum" Zones | Recording Frequency | Write/Read Rate | | Max. Track Capacity | | Data Heads Per "Drum" Cylinder | 6-FREQUENCY 6-ZONE FORMAT | | 2-FREQUENCY 6-ZONE FORMAT | | 1-FREQUENCY 4-ZONE FORMAT | |
|-------------------|---------------------------------------|-----------------|---------------------------------------|---------------------|---------------------------------------|--------------------------------|------------------------------|-------------|------------------------------|-------------|------------------------------|-------------|
| | | Bits/Sec. | Bytes/Sec. | Bits | Bytes | | Capacity per "Drum" Cylinder | | Capacity per "Drum" Cylinder | | Capacity per "Drum" Cylinder | |
| | | | | | | | Max. Bits | Max. Bytes | Max. Bits | Max. Bytes | Max. Bits | Max. Bytes |
| (Inner) | | | | | | | | | | | | |
| 1 | 458 kc | 458,000 | 57,250 | 22,910 | 2,864 | 50 | 1,145,500 | 143,187 | 1,145,500 | 143,187 | (Not Used) | (Not Used) |
| 2 | 617 kc | 617,000 | 77,125 | 30,832 | 3,854 | 50 | 1,541,600 | 192,700 | 1,145,500 | 143,187 | (Not Used) | (Not Used) |
| 3 | 776 kc | 776,000 | 97,000 | 38,791 | 4,849 | 50 | 1,939,550 | 242,444 | 1,939,550 | 242,444 | 1,939,550 | 242,444 |
| 4 | 935 kc | 935,000 | 116,875 | 46,750 | 5,844 | 50 | 2,337,500 | 292,187 | 1,939,550 | 242,444 | 1,939,550 | 242,444 |
| 5 | 1,095 kc | 1,095,000 | 136,875 | 54,731 | 6,841 | 50 | 2,736,550 | 342,069 | 1,939,550 | 242,444 | 1,939,550 | 242,444 |
| 6 | 1,254 kc | 1,254,000 | 156,750 | 62,708 | 7,839 | 50 | 3,135,400 | 391,925 | 1,939,550 | 242,444 | 1,939,550 | 242,444 |
| (Outer) | | | | | | | | | | | | |
| Totals: | | | | | | | 12,836,100 | 1,604,512 | 10,049,200 | 1,256,150 | 7,758,200 | 969,776 |
| Disc "Drum" Zones | Capacity per Zone of "Drum" Cylinders | | Capacity per Zone of "Drum" Cylinders | | Capacity per Zone of "Drum" Cylinders | | | | | | | |
| | Max. Bits | Max. Bytes | Max. Bits | Max. Bytes | Max. Bits | Max. Bytes | | | | | | |
| | | | | | | | Max. Bits | Max. Bytes | Max. Bits | Max. Bytes | | |
| (Inner) | | | | | | | | | | | | |
| 1 | 146,624,000 | 18,328,000 | 146,624,000 | 18,328,000 | (Not Used) | (Not Used) | | | | | | |
| 2 | 197,324,800 | 24,665,600 | 146,624,000 | 18,328,000 | (Not Used) | (Not Used) | | | | | | |
| 3 | 248,262,400 | 31,032,800 | 248,262,400 | 31,032,800 | 248,262,400 | 31,032,800 | | | | | | |
| 4 | 299,200,000 | 37,400,000 | 248,262,400 | 31,032,800 | 248,262,400 | 31,032,800 | | | | | | |
| 5 | 350,278,400 | 43,784,800 | 248,262,400 | 31,032,800 | 248,262,400 | 31,032,800 | | | | | | |
| 6 | 401,331,200 | 50,166,400 | 248,262,400 | 31,032,800 | 248,262,400 | 31,032,800 | | | | | | |
| (Outer) | | | | | | | | | | | | |
| Totals: | | | | | | | 1,643,020,800 | 205,377,600 | 1,286,297,600 | 160,787,200 | 993,049,600 | 124,131,200 |



High Density Recording—All MODEL 2 Series 4000 Files are capable of writing and reading back data reliably at packing densities up to a nominal 600 bits/inch when recording in phase-modulation mode. This means you can store 32,860,416 bits per data surface—or up to 1,643,020,800 bits in the 26-disc mass memory above!

Electronic Interface—Write, read, head select, and logic electronic circuit modules are mounted in hinged racks conveniently located in separate air-cooled bay accessible through center panel. Systems can be designed to meet your specific requirements with respect to data rates, control signals, capacity, and mode of operation.

Environmental Controls—All MODEL 2 disc files are equipped with an environmental control unit designed especially to minimize air contamination and maintain the proper environment for optimum file performance. Attached to rear of file, each unit provides full-flow mechanical filtration and self-contained mechanical cooling.



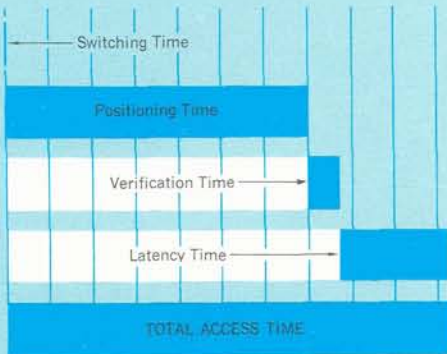
**MODEL 2
SERIES 4000C
DISC FILE**

Power Controls—Furnished in separate cabinet as shown with "C" size files and enclosed in main frame of "B" size files, this compact power control unit features point-to-point connections for all electrical, hydraulic, and pneumatic elements in accordance with recommendations of Underwriters' Laboratories, Inc.

Dual/Rapid Positioning—New rapid random-access system consists of an independent, open-loop, electrohydraulic digital head positioner for each side of the file—with each positioner controlled by separate signals. This permits use of each module as an individual memory, provides greater versatility and faster access.

Signal Pre-amplifier—Magnetic heads can terminate in a preamplifier/switching device mounted near the related head bar. Each services 12 heads and provides gain factor of approximately 5 to playback values fed to read amplifiers. This arrangement reduces cabling impedance, improves resonance frequency, minimizes noise.

**DIAGRAM BREAKING DOWN
TOTAL ACCESS TIME**



NOTE: Times listed above are based on use of 14-disc single access Model 2 Series 4000B File at 1200 rpm.

| | BEST CASE Sequential, Track-to-track | WORST CASE Full Stroke, Track 0 to 127 or 127 to 0 |
|--------------------------|--|---|
| Switching Time | μs | μs |
| Positioning Time | 35 ms | 140 ms |
| Verification Time | 15 ms | 15 ms |
| Latency Time | 0 ms | 50 ms |
| TOTAL ACCESS TIME | 50 ms | 205 ms |

I—Maximum Data Storage Capacities

| Disc File Size | Max. Data Surfaces | | Capacity Per Module | | Capacity Per File | |
|----------------|--------------------|------|---------------------|-------------|-------------------|-------------|
| | Module | File | Max. Bits | Max. Bytes | Max. Bits | Max. Bytes |
| 4000-B | 13 | 26 | 427,185,408 | 53,398,176 | 854,370,816 | 106,796,352 |
| 4000-C | 25 | 50 | 821,510,400 | 102,688,800 | 1,643,020,800 | 205,377,600 |

II—Maximum Positioning Times*

| Type of Access | Discs Per Positioner | Maximum Time |
|----------------|----------------------|--------------|
| Single | 1 to 8 | 120 ms |
| | 9 to 14 | 140 ms |
| | 15 to 26 | 165 ms |
| Dual/Rapid | 1 to 8 | 160 ms |
| | 9 to 13 | 180 ms |

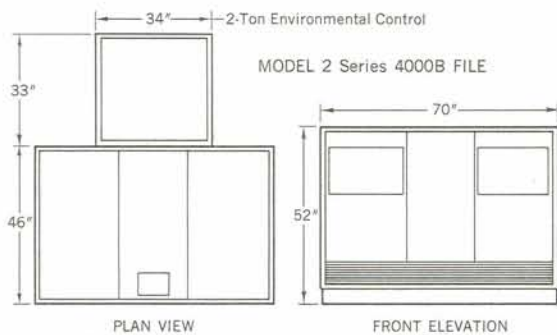
*Positioning time is defined as time from instant of track selection until selected track is reached and playback signal amplitude is at full minimum value continuously.

III—Dual File Positioning Rates

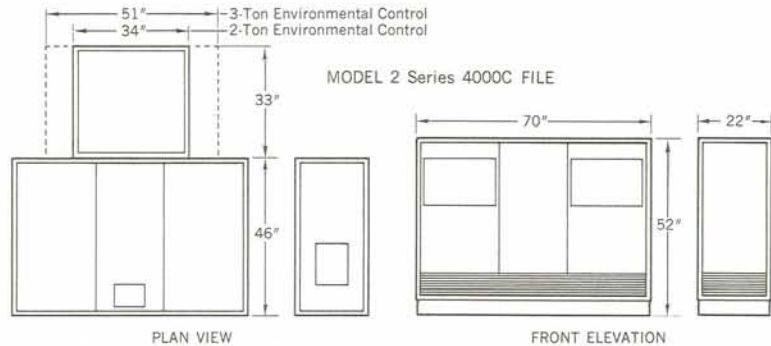
| Positioning Mode | Maximum Positionings | |
|--|----------------------|--------------|
| | 1 Module Alone | Simultaneous |
| Random | 7/second | 5/second |
| Full stroke (0 to 127 tracks, 127 to 0 tracks) | 6/second | 4/second |
| Sequential (track-to-track) | 10/second | 10/second |

102094212

PHYSICAL SPECIFICATIONS/MODEL 2 SERIES 4000 DISC FILES



MODEL 2 Series 4000B FILE
Weight of main frame with full complement of 14 discs:
Shipping—3321 pounds. Installed—3044 pounds.



MODEL 2 Series 4000C FILE
Weight of main frame with full complement of 26 discs plus power control unit:
Shipping—3944 pounds. Installed—3551 pounds.

Note—Subtract 33 pounds per disc assembly—including rocker arm and head bar—for files with fewer than maximum number of discs.

V-CHARACTERISTICS OF BRYANT MODEL 2 SERIES 4000 DISC FILES

| PARAMETER | MODEL 2 SERIES 4000B | MODEL 2 SERIES 4000C |
|---------------------------------|----------------------|----------------------|
| Disc diameter | 39 inches | 39 inches |
| Data zones per disc surface | 6 | 6 |
| Data tracks—per radial inch | 65, nominal | 65, nominal |
| —per zone | 128 | 128 |
| —per surface | 768 | 768 |
| Discs per file | 14 max. | 26 max. |
| Data surfaces—per module | 13 max. | 25 max. |
| —per file | 26 max. | 50 max. |
| Clock/fast-access surfaces | 2 per file | 2 per file |
| Bit capacity—per disc surface | 32,860,416 max. | 32,860,416 max. |
| —per module | 427,185,408 max. | 821,510,400 max. |
| —per file | 854,370,816 max. | 1,643,020,800 max. |
| *Byte capacity—per disc surface | 4,107,552 max. | 4,107,552 max. |
| —per module | 53,398,176 max. | 102,688,800 max. |
| —per file | 106,796,352 max. | 205,377,600 max. |
| Data heads—per surface | 6 max. | 6 max. |
| —per module | 78 max. | 150 max. |
| —per file | 156 max. | 300 max. |
| Tracks serviced per data head | 128 | 128 |
| Clock/fast-access head pads | 8 per surface | 8 per surface |
| Clock/fast-access heads per pad | 2 | 2 |
| Clock heads—per surface | 4 | 4 |
| —per file | 8 | 8 |
| Fast-access heads—per surface | 12 | 12 |
| —per file | 24 | 24 |

| PARAMETER | MODEL 2 SERIES 4000B | MODEL 2 SERIES 4000C |
|---|---|---|
| Head positioners—single access | 1 per file | 1 per file |
| —Dual/Rapid access | 2 per file | 2 per file |
| Positioning time | (See Table II) | (See Table II) |
| Positioning rate | (See Table III) | (See Table III) |
| Rotational speeds | 900 rpm or 1200 rpm | 900 rpm or 1200 rpm |
| Latency time—at 900 rpm | 33 ms (average) | 33 ms (average) |
| —at 1200 rpm | 25 ms (average) | 25 ms (average) |
| Power requirements—at 900 rpm | 1208-volt, 3-phase 60-cycle, 12.2 KVA source for 14 discs | 1208-volt, 3-phase 60-cycle, 18 KVA source for 26 discs |
| —at 1200 rpm | 1208-volt, 3-phase 60-cycle, 14.6 KVA source for 14 discs | 1440-volt, 3-phase 60-cycle, 20 KVA source for 26 discs |
| Recommended recording scheme | Phase modulation with self-clocking | Phase modulation with self-clocking |
| Recording frequencies | Up to 1.254 Mc per sec. (See Table IV) | Up to 1.254 Mc per sec. (See Table IV) |
| Recording current per half coil | 150 ma | 150 ma |
| Preamplifier gain factor | 5 (approximate) | 5 (approximate) |
| Warm-up time—self-clocked | Virtually instantaneous | Virtually instantaneous |
| —fully-clocked | Less than 15 minutes | Less than 15 minutes |
| Ambient temperature range—non-operating | −30° to +130°F | −30° to +130°F |
| —operating | 60° to 100°F | 60° to 100°F |
| Ambient humidity range—operating | 10 to 80% relative | 10 to 80% relative |
| Dirt control rating | 95% N.B.S.** | 95% N.B.S.** |

*Byte capacities based on 8 bits per byte. □ **National Bureau of Standards Rating means that the main filter is 93 to 97% efficient at one micron dust levels.
†Includes power for 2-ton environmental control unit. □ ††Includes power for 3-ton environmental control unit.

BRYANT "TOTAL PRODUCT ASSURANCE" CONCEPT

One reason why Bryant has become the world's leading independent producer of disc files and memory drums is its concept of "total product assurance." For when you buy Bryant equipment, you can be sure that: 1) It's design is based upon proven principles of operation and performance. 2) Every outside purchased component is the very finest obtainable. 3) Every precision part and assembly is controlled to the highest known standard of accuracy and quality. And 4) every finished product has been subjected to thorough computer-simulated testing prior to shipment to assure the ultimate in value and reliability.

Other Bryant customer services include complete installation of equipment by qualified factory engineers, a special training school for instruction of your personnel, and an inventory of spare parts—many having assigned federal stock numbers—to assure prompt field replacements when necessary.

BRYANT COMPUTER PRODUCTS

A Division of EX-CELL-O Corporation

850 LADD ROAD □ WALLED LAKE, MICHIGAN 48088 □ Telephone 313/624-4571 □ TWX 810/231-7190